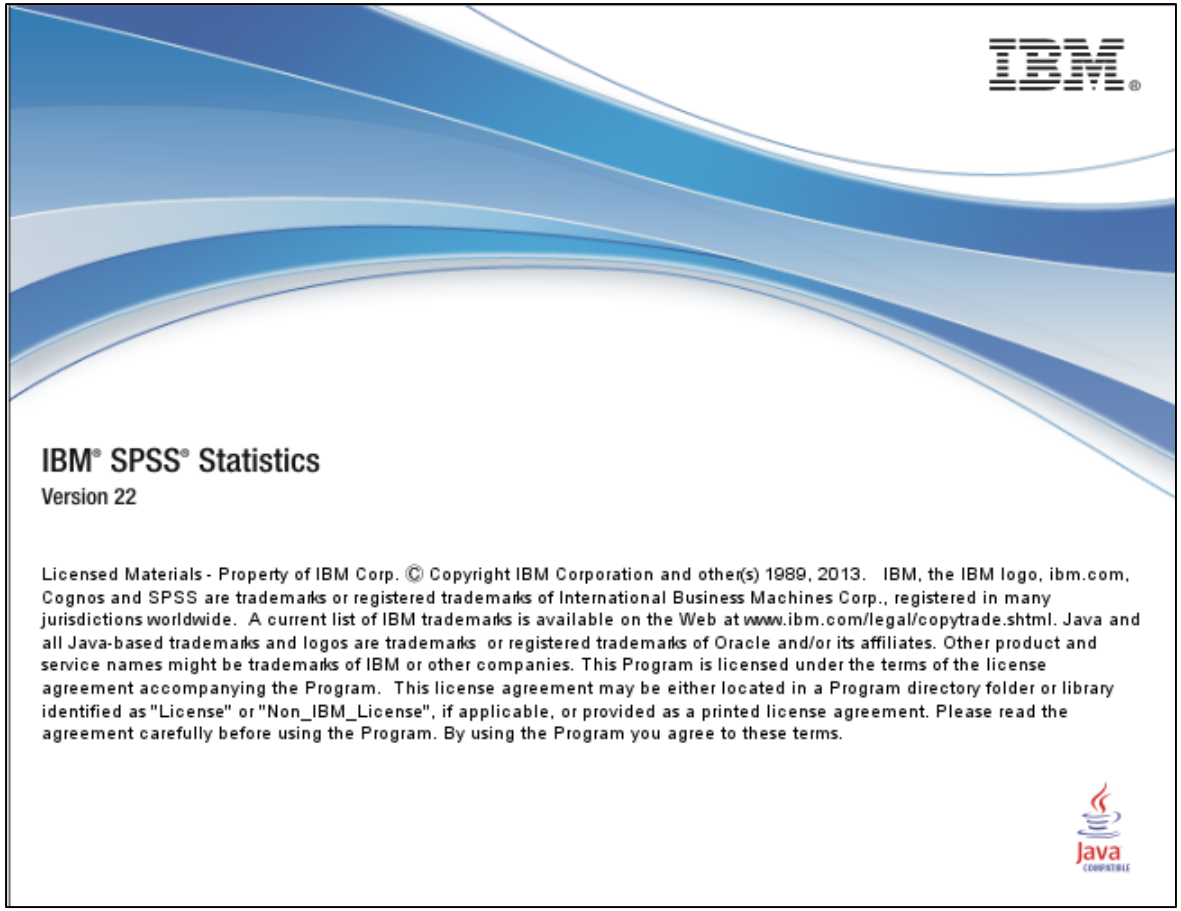

Psyc 381
Obtaining a set of z scores from raw data in SPSS
A brief how-to guide

Obtaining Z-Scores

- Analyze > Descriptive Statistics > Descriptives

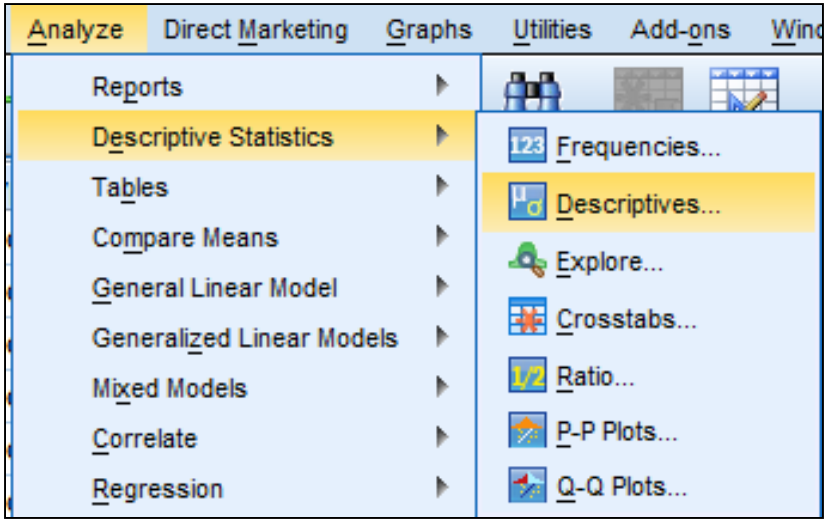

All possible variables

Variables to be analyzed

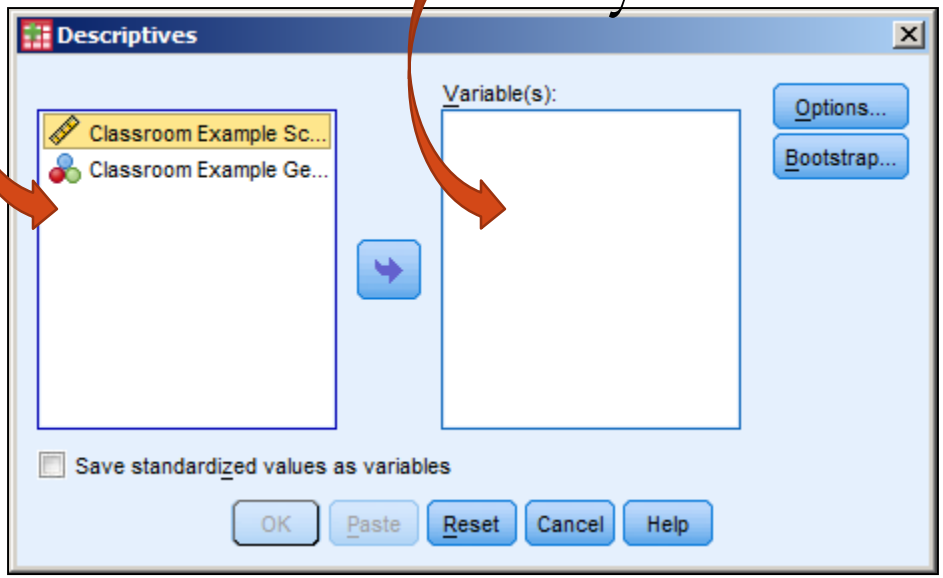

Obtaining Z-Scores

- Use the middle arrow to move variables from left to right

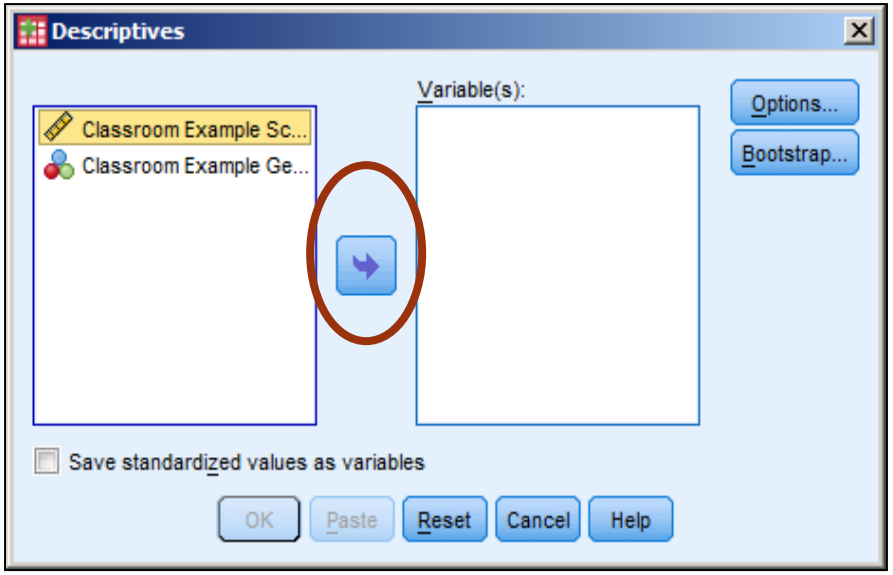

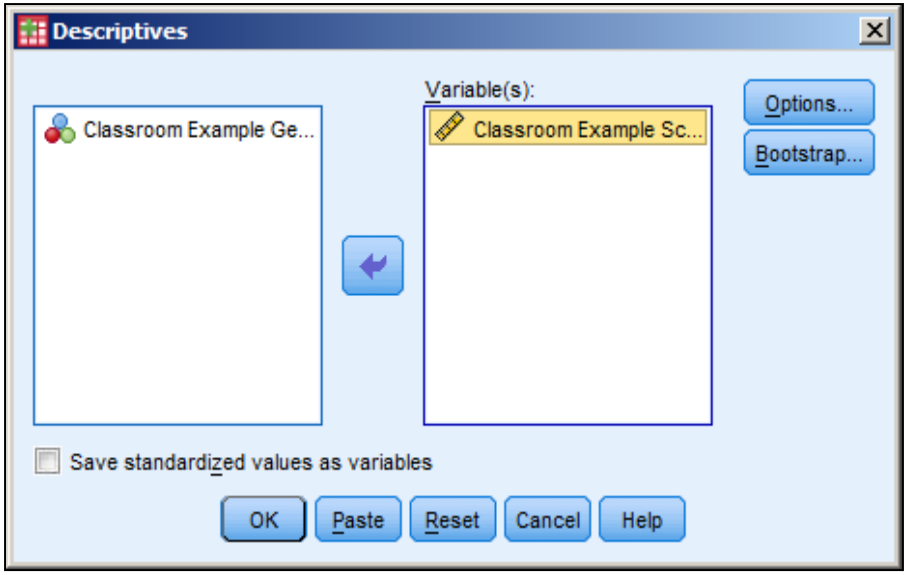

Obtaining Z-Scores

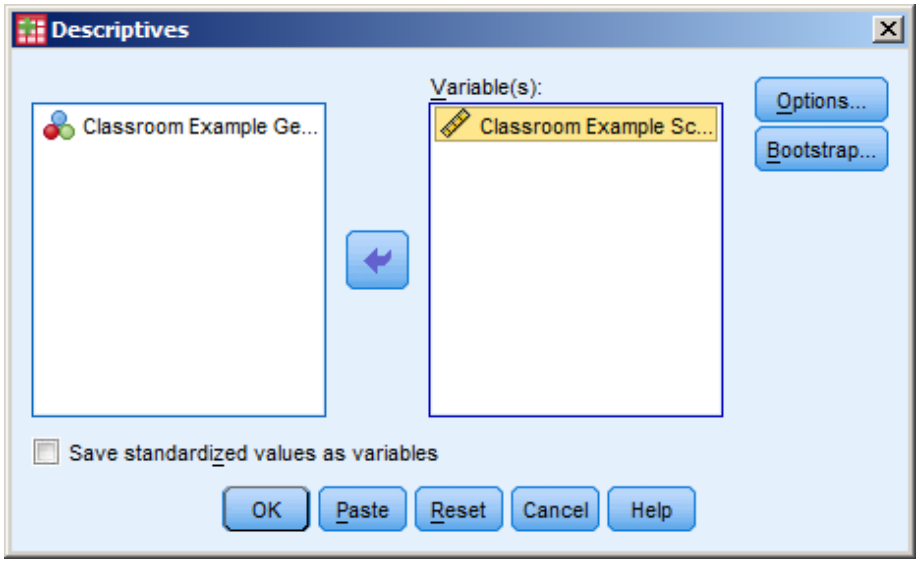

- Check "Save Standardized Values…" at the bottom
- Select "OK"
- The data set (in data view) will have a new variable that includes z scores for each individual case

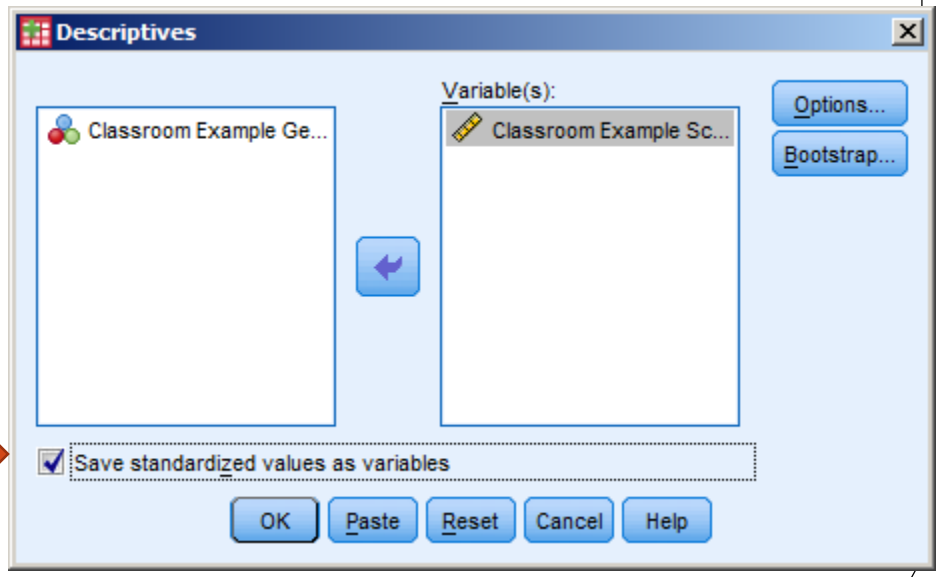

Obtaining Z-Scores

- The new variable is a set of standardized scores using the original variable(s) (using the standard deviation estimate)

	Example1	Example2	var	var
1	75.00	.0		
2	45.00	1.00		
3	68.00	1.00		
4	95.00	2.00		
5	15.00	2.00		
6	74.00	2.00		
7	55.00	.0		
8	66.00	.0		
9	18.00	1.00		
10	78.00	2.00		
11	94.00	2.00		
12	36.00	1.00		
13	25.00	.0		
14				

	Example1	Example2	ZExample1	var
1	75.00	.0	.65006	
2	45.00	1.00	-.44744	
3	68.00	1.00	.39397	
4	95.00	2.00	1.38173	
5	15.00	2.00	-1.54494	
6	74.00	2.00	.61348	
7	55.00	.0	-.08161	
8	66.00	.0	.32081	
9	18.00	1.00	-1.43519	
10	78.00	2.00	.75981	
11	94.00	2.00	1.34514	
12	36.00	1.00	-.77669	
13	25.00	.0	-1.17911	
14				

- The new variable can then be used to obtain similar information as other variables (e.g., frequency distributions, histograms, summary statistics

Statistics

		Classroom Example Score	Zscore: Classroom Example Score
N	Valid	13	13
	Missing	0	0
Mean		57.2308	.0000000
Std. Deviation		27.33482	1.00000000

Classroom Example Score

		Frequency	Percent	Valid Percent	Cumulative Percent
Valid	15.00	1	7.7	7.7	7.7
	18.00	1	7.7	7.7	15.4
	25.00	1	7.7	7.7	23.1
	36.00	1	7.7	7.7	30.8
	45.00	1	7.7	7.7	38.5
	55.00	1	7.7	7.7	46.2
	66.00	1	7.7	7.7	53.8
	68.00	1	7.7	7.7	61.5
	74.00	1	7.7	7.7	69.2
	75.00	1	7.7	7.7	76.9
	78.00	1	7.7	7.7	84.6
	94.00	1	7.7	7.7	92.3
	95.00	1	7.7	7.7	100.0
	Total	13	100.0	100.0	

Zscore: Classroom Example Score

		Frequency	Percent	Valid Percent	Cumulative Percent
Valid	-1.54494	1	7.7	7.7	7.7
	-1.43519	1	7.7	7.7	15.4
	-1.17911	1	7.7	7.7	23.1
	-.77669	1	7.7	7.7	30.8
	-.44744	1	7.7	7.7	38.5
	-.08161	1	7.7	7.7	46.2
	.32081	1	7.7	7.7	53.8
	.39397	1	7.7	7.7	61.5
	.61348	1	7.7	7.7	69.2
	.65006	1	7.7	7.7	76.9
	.75981	1	7.7	7.7	84.6
	1.34514	1	7.7	7.7	92.3
	1.38173	1	7.7	7.7	100.0
	Total	13	100.0	100.0	